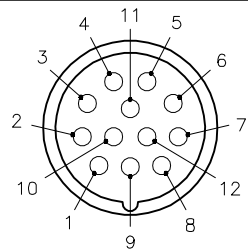
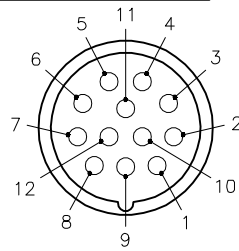


MALE END VIEW

FEMALE END VIEW



- 1 = WHITE
- 2 = GREEN
- 3 = YELLOW
- 4 = GRAY
- 5 = PINK
- 6 = RED
- 7 = BLACK
- 8 = VIOLET
- 9 = N/C
- 10 = BLUE
- 11 = BROWN
- 12 = GREEN/YELLOW



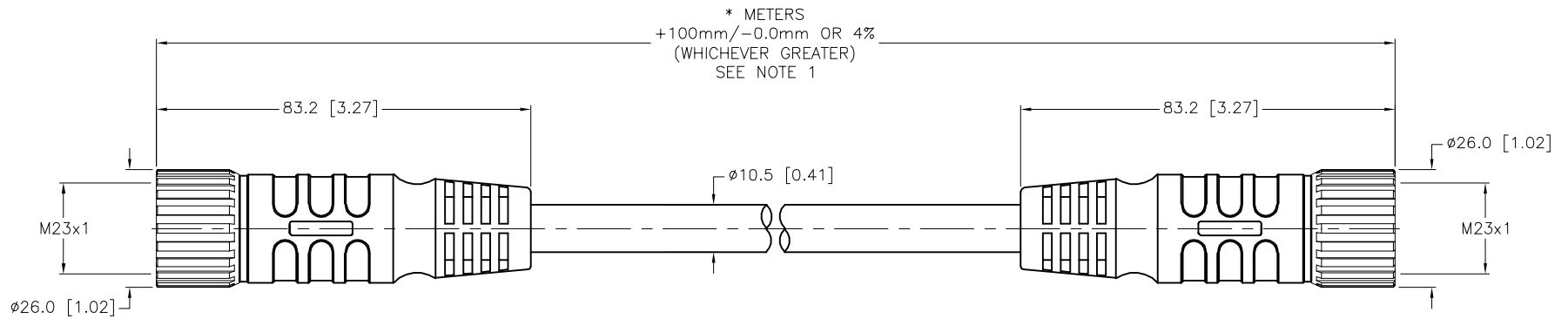
M23 connector



M23 connector

SPECIFICATIONS

| | |
|--------------------------------|-----------------------------------|
| CONTACT CARRIER MATERIAL/COLOR | NYLON or PBT/GRAY |
| MOLDED HEAD MATERIAL/COLOR | TPU/BLACK |
| CONTACT MATERIAL/PLATING | BRASS/GOLD |
| COUPLING NUT MATERIAL/PLATING | BRASS/NICKEL |
| RATED CURRENT [A] | 6.0 A |
| RATED VOLTAGE [V] | 300 V |
| OUTER JACKET MATERIAL/COLOR | PVC/YELLOW |
| CONDUCTOR INSULATION MATERIAL | PVC |
| CONDUCTORS | 11x18 AWG |
| DRAIN/SHIELD | 20 AWG/ALUM.-POLYESTER FOIL |
| TEMPERATURE RATING | -40°C to +105°C (-40°F to +221°F) |
| PROTECTION CLASS | MEETS NEMA 1,3,4,6P AND IEC IP67 |



NOTES:

1. "*" INDICATES CABLE LENGTH IN METERS. CONTACT TURCK TO ORDER SPECIFIC LENGTHS.

SOURCE DRAWING - FOR REFERENCE ONLY

| | | | | | | | |
|----------------------|--|---|--|--|--|--|--|
| RELATED DOCUMENTS | | 3RD ANGLE PROJECTION | | THIS DRAWING IS CONFIDENTIAL AND THE PROPERTY OF TURCK INC. USE OF THIS DOCUMENT WITHOUT WRITTEN PERMISSION IS PROHIBITED. | | 3000 CAMPUS DRIVE MINNEAPOLIS, MN 55441 1-800-544-7769 (763) 553-7300 (763) 553-0708 fax www.turck.us | |
| 1. 2. 3. 4. | | | | TURCK | | DRFT RWC DATE 11/09/06 APVD SCALE 1=1.5 DESCRIPTION CSCM CKCM 12-11-* | |
| MATERIAL | | ALL DIMENSIONS DISPLAYED ON THIS DRAWING ARE FOR REFERENCE ONLY | | UNIT OF MEASUREMENT | | IDENTIFICATION NO. | |
| SEE SPECIFICATIONS | | CONTACT TURCK FOR MORE INFORMATION | | MILLIMETER [INCH] | | REV | |
| FINISH | | DO NOT SCALE THIS DRAWING | | FILE: 777006563 | | D | |
| SEE SPECIFICATIONS | | SHEET 1 OF 1 | | | | | |

| | | | | |
|-----|--|-----|----------|---------|
| D | DRAWING PROCESSED AS PART OF ECO 33971 | CBM | 04/06/11 | 33971 |
| REV | DESCRIPTION | BY | DATE | ECO NO. |